



Annual Report – FY 2014

October 1, 2013 through September 30, 2014



Our Mission

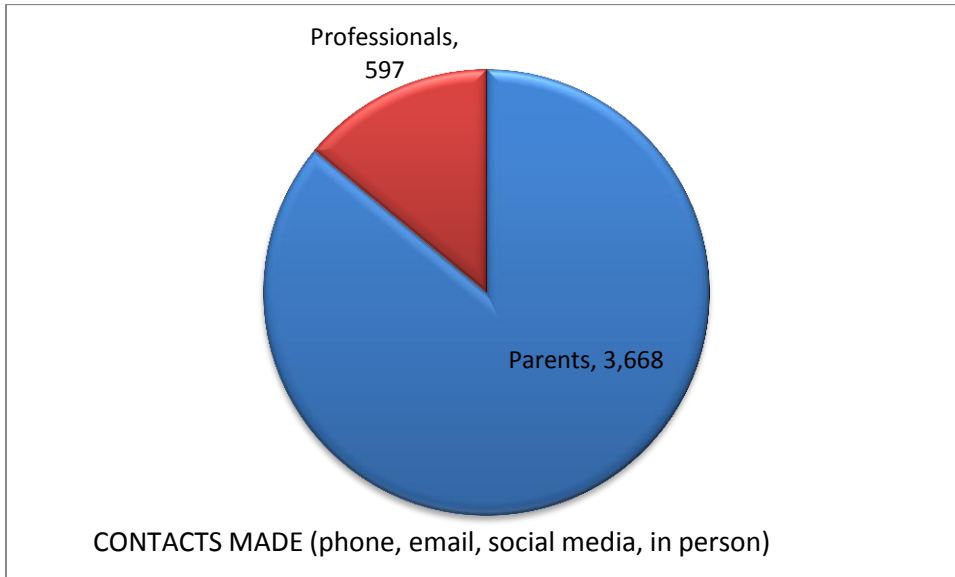
We build upon families' strengths, to empower parents and professionals to achieve the strongest possible outcomes for students with disabilities and to enhance the quality of life for children and young adults with disabilities.

Board of Directors

(as of September 30, 2014)

Rachel Beck, Effingham	Phil Milsk, Springfield
Deb Fornoff, Washington	Becky Nieman, Springfield
Leah Gibbs, Edwardsville	Teresa Parks, Metamora
Nate Hufker, Fairview Heights	Rick Ramirez, Moline
Kim McClellan, East St. Louis	Penny Salvato, Godfrey

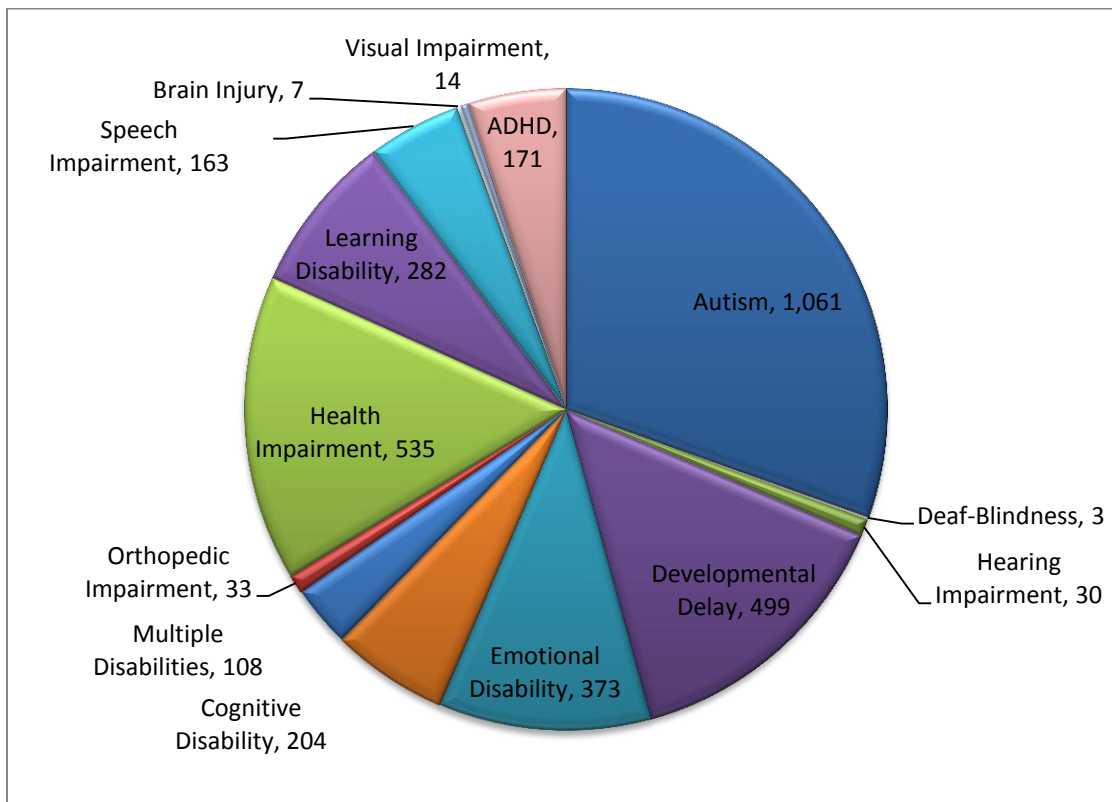
CONTACT MADE (phone, email, social media, in person)



"Thanks for the information you gave me that day. It helped my confidence going into that meeting. You provide a much needed service."

- a mom who spoke with an Information Specialist

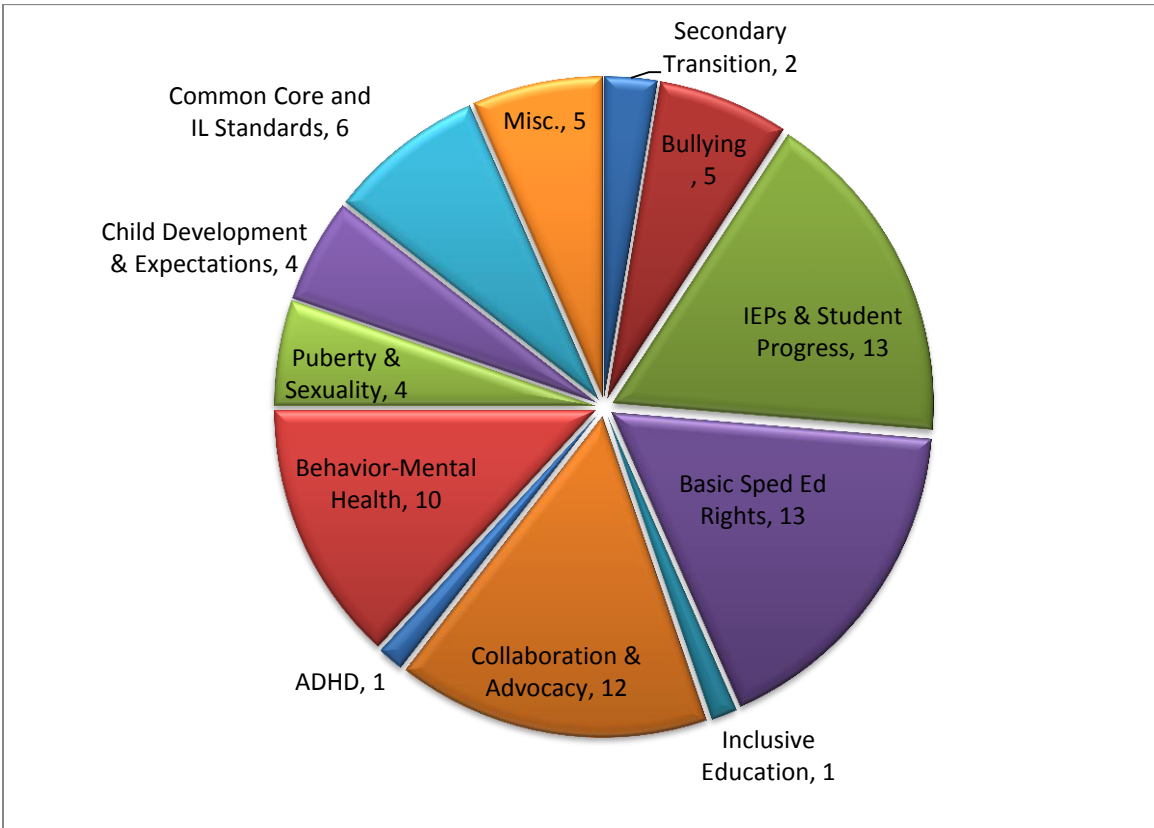
DISABILITY OF CHILD, if known (parents who contacted Family Matters or attended a training)



"We had been trying to get services for our son for years and were starting to lose hope, but after speaking with you we understood there were still options and he now has an IEP."

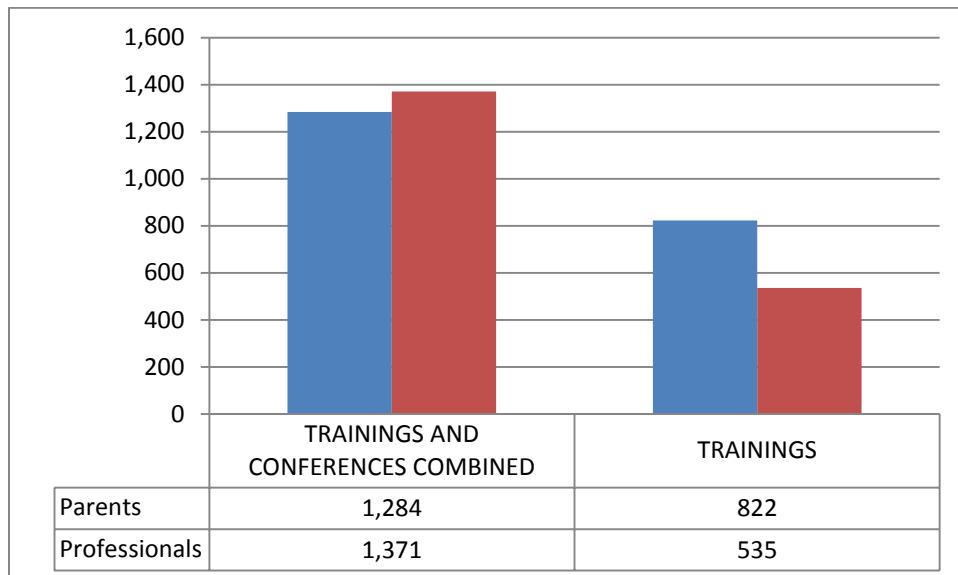
- a mom who visited our office

Topics Presented at 76 Trainings (including 2 teleconferences and 6 webinars)



"This information is truly life-saving!"
 - a parent who participated in a webinar

Participation at Conferences and Trainings



September 30, 2014
Statement of Assets, Liabilities, and Net Assets – Modified Cash Basis

Assets

Current Assets		
Cash and cash Equivalents	\$	7,061
Non-Current Assets		
Property and equipment, net	<u>\$</u>	<u>4,396</u>
Total Assets	\$	11,457

Net Assets

Unrestricted	\$	6,317
Temporarily Restricted	<u>\$</u>	<u>5,140</u>
Total Net Assets	\$	11,457

Statement of Revenues, Expenses, & Other Changes in Net Assets – Modified Cash Basis

	<u>Unrestricted</u>	<u>Temporarily Restricted</u>	<u>Total</u>
Revenues and Gains			
Federal financial assistance	\$311,573	-	\$311,573
Contributions	\$ 196	\$ 598	\$ 794
Fees	\$ 5,026	-	\$ 5,026
Fundraising	\$ 3,735	-	\$ 3,735
Interest Income	<u>\$ 1</u>	<u>\$</u>	<u>\$ 1</u>
Total Revenues and Gains	\$320,531	\$ 598	\$321,129
Expenses			
Program Services			
Health education and training			
Contractual	\$212,915	-	\$212,915
Local transportation	\$ 11,242	-	\$ 11,242
Mailings	\$ 35,200	-	\$ 35,200
Professional Development	\$ 16,659	-	\$ 16,659
Depreciation	\$ 2,022	-	\$ 2,022
Supporting Services			
Management and General			
Contractual	\$ 28,161	-	\$ 28,161
Supplies	\$ 1,860	-	\$ 1,860
Occupancy	\$ 6,623	-	\$ 6,623
Miscellaneous	\$ 9,267	-	\$ 9,267
Fundraising			
Misc. Events	<u>\$ 1,473</u>	<u>\$</u>	<u>\$ 1,473</u>
Total Expenses	\$325,422	-	\$325,422
Increase (decrease) in Net Assets	(\$ 4,891))	\$ 598	(\$ 4,293)
Net Assets, Beginning of Year, as Restated	\$ 11,208	\$ 4,542	\$ 15,750
Net Assets, End of Year	\$ 6,317	\$ 5,140	\$ 11,457

Family Matters Parent Training and Information Center

1901 S. 4th St., Ste. 209, Effingham, IL 62401

866-436-7842

www.fmptic.org

www.facebook.com/FamilyMattersPTIC

Serving 94 counties of Illinois (outside the Chicago area)

Funded by the U.S. Department of Education with additional support from ARC Community Support Systems